



THIELE Hand Hoists



THIELE Hand Hoists

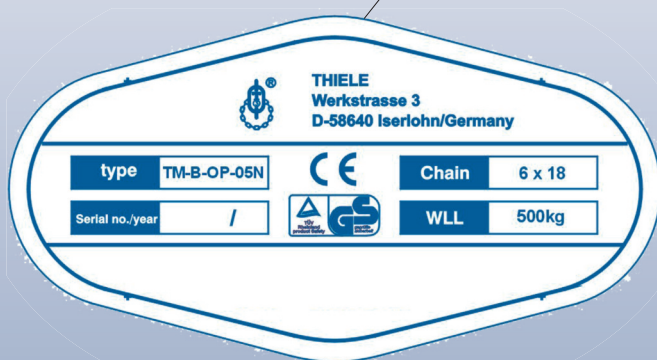
The THIELE Lever Blocks and Chain Blocks are equipped with an Overload Protection.

Advantages of the Overload Protection:

- + Protects the operator from injury
- + Prevents the hoist to be overloaded to a point when it becomes dangerous
- + Protects the hoist from damages
- + Provides additionally safety
- + Longer service life compared to non overload protected devices
- + Complies with DIN EN 13157, DGUV 54 und GPSG



label





THIELE Hand Hoists

TM Chain Block TWN 1000 TM Lever Block TWN 1001



Advantages for your Application:

- + With overload protection*
- + Lightweight robust steel construction
- + Super strength THIELE alloy load chain as per EN818-7, galvanized
- + Minimum headroom
- + Minimum effort to raise maximum load by easy handling
- + Hooks with strong cast steel safety latches
- + Lower hook easy turnable with roller bearing
- + Also approved for tensioning as per EN 12195 (only TM-Lever Block)
- + Fully enclosed gear train (TM-Chain Block only)
- + Protected automatic weston brake with unique twin pawls
- + galvanised handchain as standard (TM-chain block only)
- + Durable baked enamel paint protection
- + Spare parts available
- + TÜV / GS / CE approved
- + Supplied with THIELE test certificates
- + Manuals available in 5 languages



TM Chain Block
Capacities 500 kg to 5 tonnes



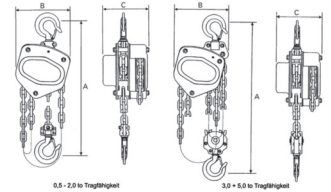
TM Lever Block
Capacities 250 kg to 6 tonnes

*Except TM-LB 250 kg.



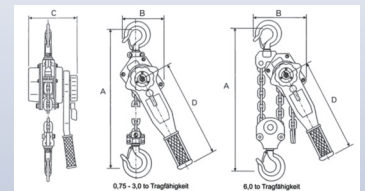
THIELE Hand Hoists

TM Chain Block TWN 1000



	Unit	TM-B-OP 05N	TM-B-OP 10N	TM-B-OP 20N	TM-B-OP 30N	TM-B-OP 50N
Working Load Limit	[t max.]	0,5	1,0	2,0	3,0	5,0
Lift app. 3,05 m	[Article-No.]	F063511	F063611	F063711	F063811	F063911
Lift app. 4,6 m	[Article-No.]	F063512	F063612	F063712	F063812	F063912
Lift app. 6,10 m	[Article-No.]	F063513	F063613	F063713	F063813	F063913
Lift app. 9,10 m	[Article-No.]	F063514	F063614	F063714	F063814	F063914
Lift app. 12,20 m	[Article-No.]	F063515	F063615	F063715	F063815	F063915
Chain Falls	[pieces]	1	1	1	2	2
Effort to lift for max. Working Load	[kgs]	23	30	35	27	41
Loadchain diameter	[mm]	6	6	8	8	10
Headroom (A)	[mm]	270	317	414	465	636
Width (B)	[mm]	127	158	187	210	288
Depth (C)	[mm]	131	140	161	161	190
Hook opening (upper)	[mm]	36	42	46	54	64
Hook opening (lower)	[mm]	36	42	46	54	64
Net weight (for lift 3,05 m)	[kgs]	10	12	22	32	46

TM Lever Block TWN 1001



	Unit	TM-LB 025*	TM-LB-OP 075N	TM-LB-OP 150N	TM-LB-OP 300N	TM-LB-OP 600N
Working Load Limit (Lashing Capacity)	[t max.]	0,25	0,75	1,5	3,0	6,0
Lift app. 1,50 m	[Article-No.]	F061901	F062411	F062511	F062611	F062711
Lift app. 3,05 m	[Article-No.]	F061902	F062412	F062512	F062612	F062712
Lift app. 4,60 m	[Article-No.]	F061903	F062413	F062513	F062613	F062713
Lift app. 6,10 m	[Article-No.]	F061904	F062414	F062514	F062614	F062714
Falls of chain	[pieces]	1	1	1	1	2
Effort to lift for max. Working Load	[kgs]	2,5	14	22	32	34
Loadchain diameter	[mm]	4	6	8	10	10
Length of lever handle (D)	[mm]	160	280	410	410	410
Headroom (A)	[mm]	230	325	380	480	620
Width (B)	[mm]	85	136	160	180	235
Depth (C)	[mm]	92	148	172	200	200
Hook opening (upper)	[mm]	25	42	46	54	62
Hook opening (lower)	[mm]	25	42	46	54	62
Net weight	[kgs]	1,8	7	11	21	31

*Without overload protection.

THIELE Hand Hoists


Load Chain Mounting TM Chain Block TWN 1000

Chain Schema




1. The mounting of the load chain is described in direction from hook to anchorage.
2. Pay attention not to twist the load chain.
3. The load chain will be carried by the sprocket in case of operation of the hand chain. It will be guided by the guide rollers.
4. Load chain ends should be fixed with bolts and split pins.
5. The load chain should be lubricated for the first use.

Course of Action




Position of Chain End

1. vertical load chain end; welding-zone of all vertical chain links face outwards



Position of Chain and Guide Roller No. 1

- guide roller No. 1
- Load chain below guide roller No. 1.




Position of Chain and Guide Roller No. 2

- guide roller No. 2
- Load chain below guide roller No. 2!
- Load chain below of anchorage; will be fixed at anchorage later

Control



Right side view:
Hook / Bottom block in front



Left side view:
Anchorage in front



THIELE Hand Hoists

Load Chain Mounting TM-Lever Block TWN 1001

Chain Schema

TM-LB 025
 TM-LB-OP 075N
 TM-LB-OP 150N
 TM-LB-OP 300N




Chain Schema

TM-LB-OP 600N



Course of Action



1. Switch direction-lever to „N“-position for load chain mounting.

2. Insert the load chain end to the sprocket, so that the welding zones of the vertical chain links face outwards.

3. Further move the load chain by turning the hand wheel.



4. TM-LB 025, TM-LB-OP 075N to TM-LB-OP 300N:
 Fix load chain end to hook.

TM-LB-OP 600N:

Move load chain through bottom block and fix chain end to the top hook.

Pay attention not to twist the chain. If necessary, shorten the chain by one link.

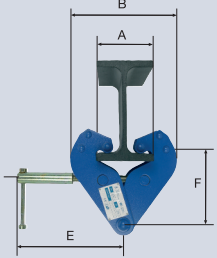


5. Fix loose load chain end by bolt and split pin to the chain ring
 (TM-LB 025: only spring ring).

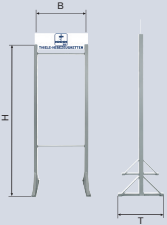
6. The load chain should be lubricated for the first use.

THIELE Hand Hoists

TM Girder Clamp


Trade Size	Article-No.	Working Load Limit [t max.]	Dimensions [mm]				Adjustable beam width [mm]	Weight app. [kgs]	TWN 0899
			A	B	E	F			
1	Z08133	1,00	278	182	217	90	75-230	4,5	
2	Z08134	2,00	278	182	217	90	75-230	5,0	
3	Z08135	3,00	356	220	277	145	80-320	9,5	
5	Z08136	5,00	356	220	277	145	90-320	11,0	

TM Display

Article-No.	B	Dimensions [mm]		Weight app. [kgs]	
		H	T		
F918186	640	1700	490	21	




Modular
plug-in unit








THIELE Hand Hoists


Spare Parts TM Series for Chain Blocks TWN 1000

Article-No.	for TM-Chain Block Type	Weight app. [kgs]	TWN 1010
Z06928	TM-B-OP 05N	0,06	 <p>Ratchet Disc Part-No. 17 (previously Part-No. 27)</p>
Z06929	TM-B-OP 10N	0,09	
Z06930	TM-B-OP 20N	0,15	
Z06931	TM-B-OP 30N	0,15	
Z06932	TM-B-OP 50N	0,19	

Article-No.	for TM-Chain Block Type	Weight app. [kgs]	TWN 1011
Z06934	TM-B-OP 05N	0,01	 <p>Friction Plate Part-No. 16 (previously Part-No. 28)</p>
Z06935	TM-B-OP 10N	0,02	
Z06936	TM-B-OP 20N	0,03	
Z06937	TM-B-OP 30N	0,03	
Z06938	TM-B-OP 50N	0,03	


Article-No.	for TM-Chain Block Type	Working Load Limit [t max.]	Weight app. [kgs]	TWN 1015
Z09939	TM-B-OP 05N	0,5	0,34	 <p>Hitches acc. to DIN 74054 Part 1 and Part 2</p>
Z09940	TM-B-OP 10N	1,0	0,52	
Z09941	TM-B-OP 20N	2,0	0,81	
Z09942	TM-B-OP 30N	3,0	1,90	
Z09943	TM-B-OP 50N	5,0	11,50	


Article-No.	for TM-Chain Block Type	Weight app. [kgs]	TWN 1013
Z09944	TM-B-OP 05N	0,02	 <p>Safety Clip Part-No. 7N (previously Part-No. 8N)</p>
Z09945	TM-B-OP 10N	0,03	
Z09946	TM-B-OP 20N	0,04	
Z09947	TM-B-OP 30N	0,05	
Z09948	TM-B-OP 50N	0,10	


Article-No.	for TM-Chain Block Type	Working Load Limit [t max.]	Weight app. [kgs]	TWN 1017
Z09949	TM-B-OP 05N	0,50	0,35	 <p>Bottom Hook Assy Part-No. 8N (previously Part-No. 7N)</p>
Z09950	TM-B-OP 10N	1,00	0,58	
Z09951	TM-B-OP 20N	2,00	0,85	
Z09952	TM-B-OP 30N	3,00	2,03	
Z09953	TM-B-OP 50N	5,00	13,90	


THIELE Hand Hoists

Spare Parts TM Series for Lever Blocks TWN 1001

Article-No.	for TM-Lever Block Type	Weight app. [kgs]	TWN 1012
Z09455	TM-LB-OP 075N	0,13	 <p>Ratchet Disc Assy. Part 21N (previously Part-No. T17 and T18)</p>
Z09454	TM-LB-OP 150N	0,20	
Z09456	TM-LB-OP 300N/600N	0,25	

Article-No.	for TM-Lever Block Type	Working Load Limit [t max.]	Weight app. [kgs]	TWN 1016
Z09968	TM-LB-OP 075N	0,75	0,49	 <p>Top Hook Assy Part-No. 8N (previously Part-No. 31N)</p>
Z09969	TM-LB-OP 150N	1,50	0,88	
Z09970	TM-LB-OP 300N	3,00	2,20	
Z09971	TM-LB-OP 600N	6,00	4,50	

Article-No.	for TM-Lever Block Type	Working Load Limit [t max.]	Weight app. [kgs]	TWN 1018
Z09972	TM-LB-OP 075N	0,50	0,50	 <p>Bottom Hook Assy Part-No. 10N (previously Part-No. 33N)</p>
Z09973	TM-LB-OP 150N	1,50	0,95	
Z09974	TM-LB-OP 300N	3,00	2,50	
Z09975	TM-LB-OP 600N	6,00	6,70	

Article-No.	for TM-Lever Block Type	Weight app. [kgs]	TWN 1014
Z09976	TM-LB-OP 075N	0,03	 <p>Safety Clip Part-No. 9N (previously Part-No. 61N)</p>
Z09977	TM-LB-OP 150N	0,04	
Z09978	TM-LB-OP 300N	0,05	
Z09979	TM-LB-OP 600N	0,06	